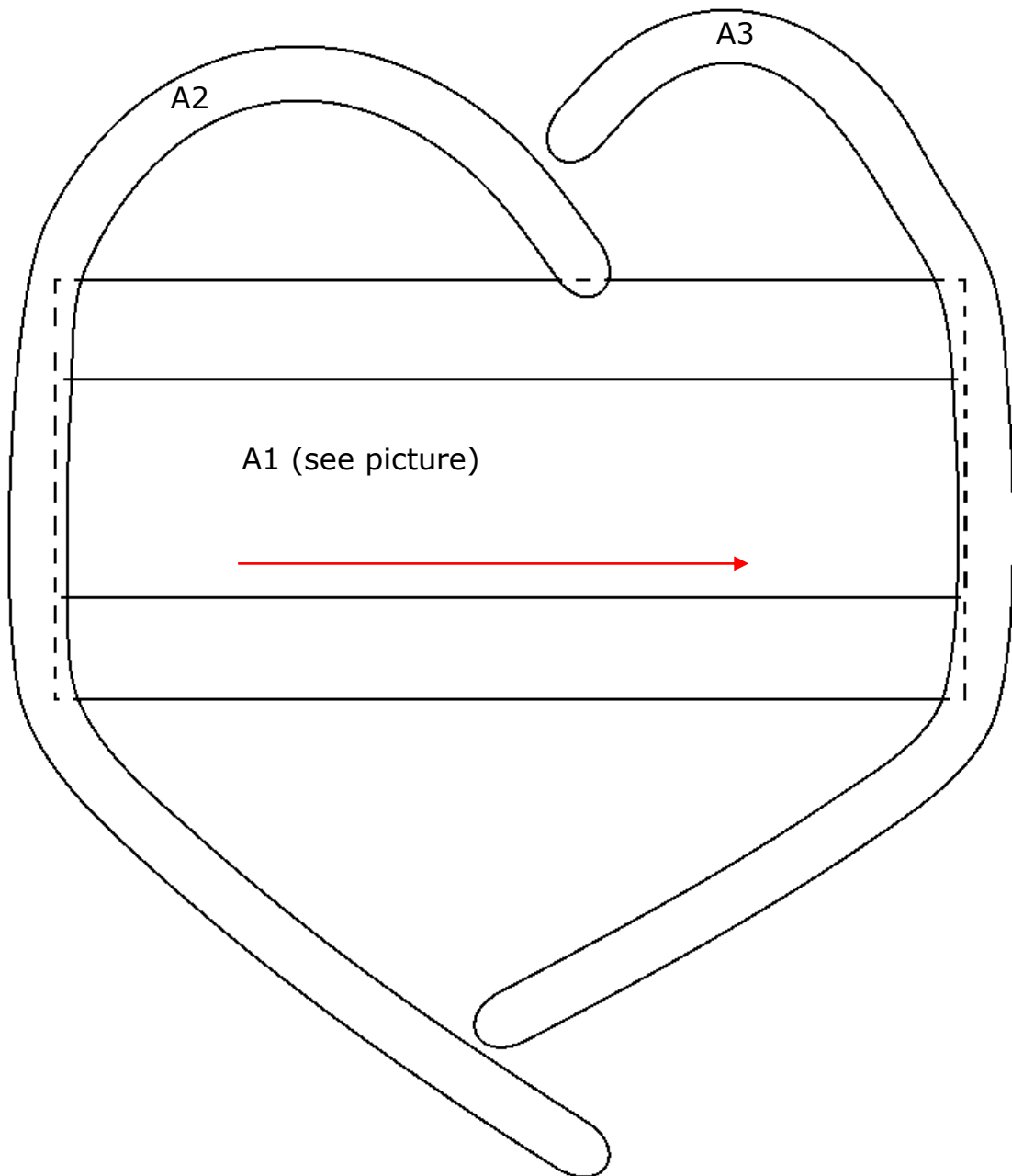


# Applique pattern Facemask / Thank you – stay strong

Maart 2020 © Heleen Pinkster Quilt Design

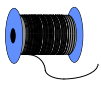


## Piecing directions:


- Cut a piece of fabric 14x14 cm. Fold wrong sides together and sew 3cm near the fold from left to right. Iron the seam open, and also iron the folded part open. (see picture).
- Applique this folded piece of fabric horizontally at the background fabric.
- Applique the red ribbon on top of the left and right sides of the facemask.
- You need: Background 22x22 cm, Facemask 14x14 cm folded, Ribbon 25 x 2 cm and 30 x 2 cm.
- Insert a kind note to say ,Thank you` to a nurse, policeman, shop owner or just someone you love.
- Stay home, stay safe.

Heleen  Pinkster

Voor persoonlijke bestellingen, schrijf of mail naar:  
Heleen Pinkster, Wildforster 116, 3772 WH, Barneveld  
Internet: [www.heleenpinkster.nl](http://www.heleenpinkster.nl)  
Email: [info@heleenpinkster.nl](mailto:info@heleenpinkster.nl)



# Applique pattern Facemask / Thank you – stay strong



Heleen  Pinkster

Voor persoonlijke bestellingen, schrijf of mail naar:  
Heleen Pinkster, Wildforster 116, 3772 WH, Barneveld  
Internet: [www.heleenpinkster.nl](http://www.heleenpinkster.nl)  
Email: [info@heleenpinkster.nl](mailto:info@heleenpinkster.nl)