

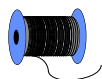
## Foundation patroon 'ADVENT AND CHRISTMAS'

Jezus zegt dat Hij hier van ons verwacht.



Heleen  Pinkster

Voor persoonlijke bestellingen, schrijf of mail naar:  
Heleen Pinkster, Wildforster 116, 3772 WH, Barneveld  
Internet: [www.heleenpinkster.nl](http://www.heleenpinkster.nl)  
Email: [info@heleenpinkster.nl](mailto:info@heleenpinkster.nl)



## Foundation patroon 'ADVENT AND CHRISTMAS'

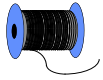
### Werkbeschrijving:

- Neem alle patroondelen over op freezerpaper, gebruik dit op de achterkant van de stof als mallen.
- Neem alle segmenten (patroondelen met 1 letter) over op foundation. Foundation kan het volgende zijn: Theezakjespapier, Luierinleg, Vlieseline of 80 grams papier.
- Noteer op alle bovenstaande patroondelen en segmenten de juiste letters en cijfers.
- Volg de naaivolgorde van elke patroonpagina.
- Het patroon is het spiegelbeeld van het eindresultaat, u hoeft zelf niet meer te spiegelen.


### Sewing description:

- Draw the pattern to freezer paper, use this on the back of the fabric as templates.
- Draw all segments (1-letter pattern pieces) on foundation.
- Write the correct letters and numbers on all of the above pattern pieces and segments.
- Follow the sewing order of each pattern page.
- The pattern is the mirror image of the end result, you do not have to mirror it again.

<b>Stofopgave voor quilttop / Fabrics yardage for quilttop</b>		
Kleur / color	Cm / inch	NorthCott fabric
Lucht donker blauw / Sky dark blue	75 x 40 cm / 30" x 15"	Santa-Claus-is-Coming-to-Town- Single-Colorway-21697-44
Lucht licht blauw / Sky light blue	15 x 15 cm / 6" x 6"	Santa-Claus-is-Coming- to-Town-Single- Colorway-21698-42
Kaarsen en dak rood / Candles an roof red	35 x 20 cm / 13" x 7"	Santa-Claus-is-Coming- to-Town-Single- Colorway-9020-24
Vlammen en sterren geel / Flames and stars yellow	30 x 15 cm / 11" x 6"	Tuscan-Colorway-All- 9020-530
Gras zonder strook groen / Gras without strip green	25 x 15 cm / 9" x 6"	
Lange strook groen / Long strip green	90 x 5 cm / 35" x 2"	
Stal bruin / Stable brown	10 x 10 cm / 4" x 4"	
Theezakjespapier / Foundation paper	140 x 50 cm / 40" x 20"	
Freezerpaper	30 x 100 cm / 12" x 32"	



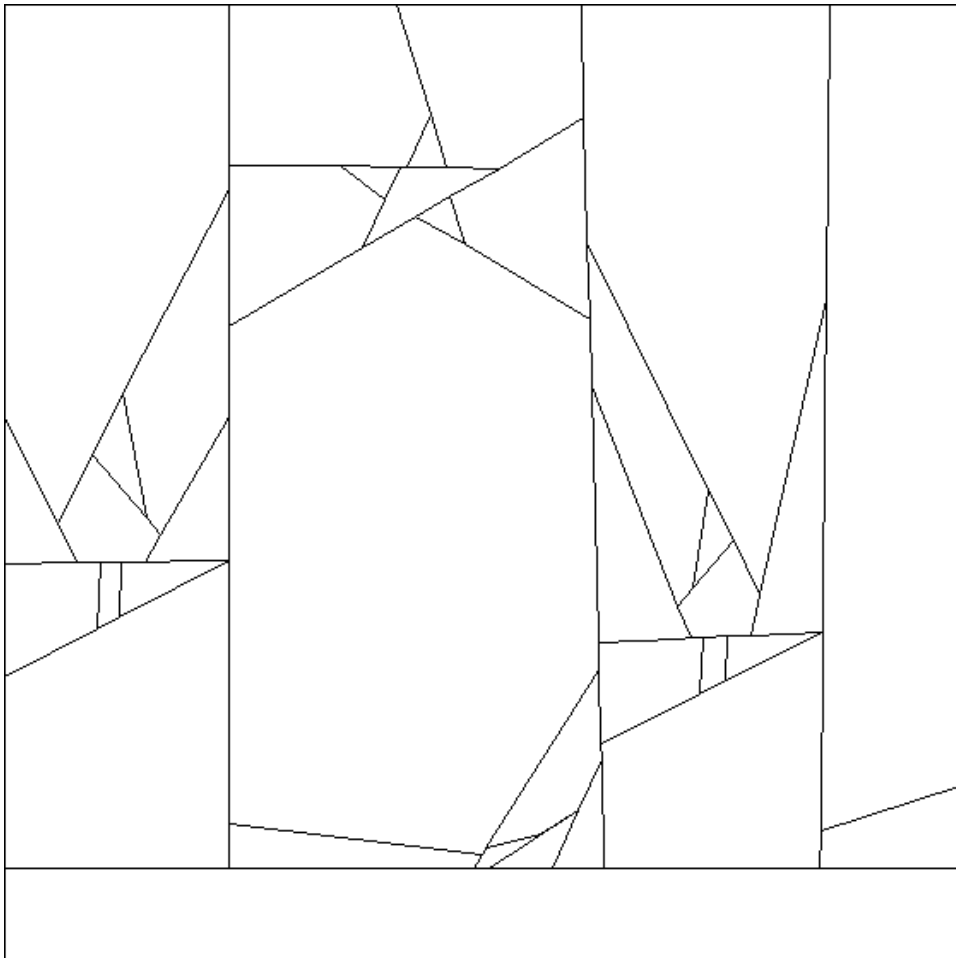

# Foundation patroon 'ADVENT AND CHRISTMAS'



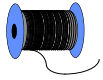
CONTROLEER EERST OF DIT HOKJE 1 X 1 INCH IS  
CHECK FIRST IF THIS SQUARE IS 1 X 1 INCH

## Naaivolgorde / Piecing directions / Ablaufolge:

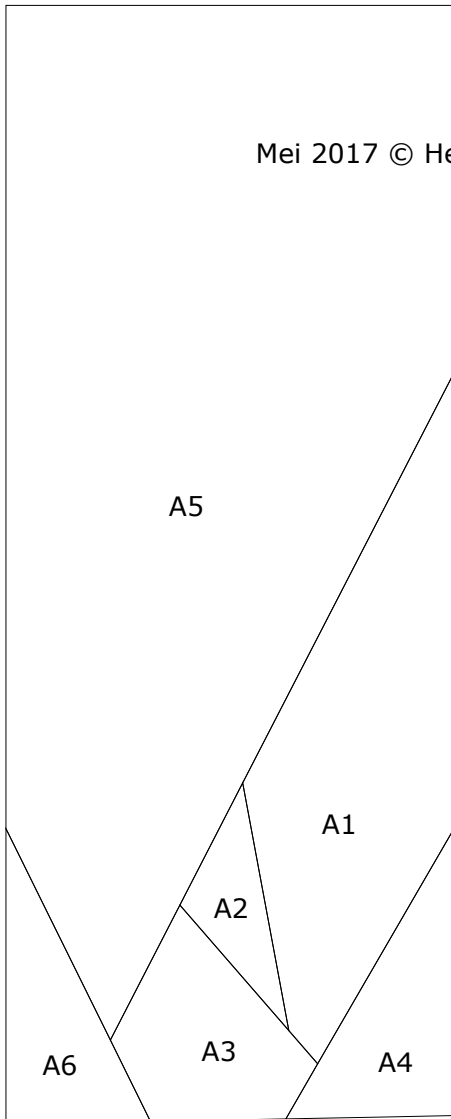
- A1-6, B1-4
- A+B
- C1-3, D1-3, E1-4, F1-4
- C+D, CD+E, CDE+F
- G1-6, H1-4, I1-2
- G+H, GH+I
- AB+CDEF
- ABCDEF+GHI



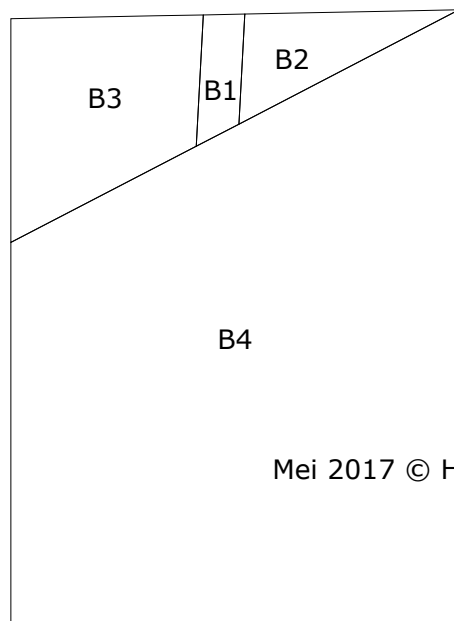
Half finished size (5x5 inch)



# Foundation patroon 'ADVENT AND CHRISTMAS'



Mei 2017 © Heleen Pinkster Quilt Design



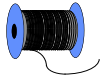
Mei 2017 © Heleen Pinkster Quilt Design

Strip van 1 x 10 inch. Als u de hele row naait, gebruik dan 1 strook van 1 x 30 inch.

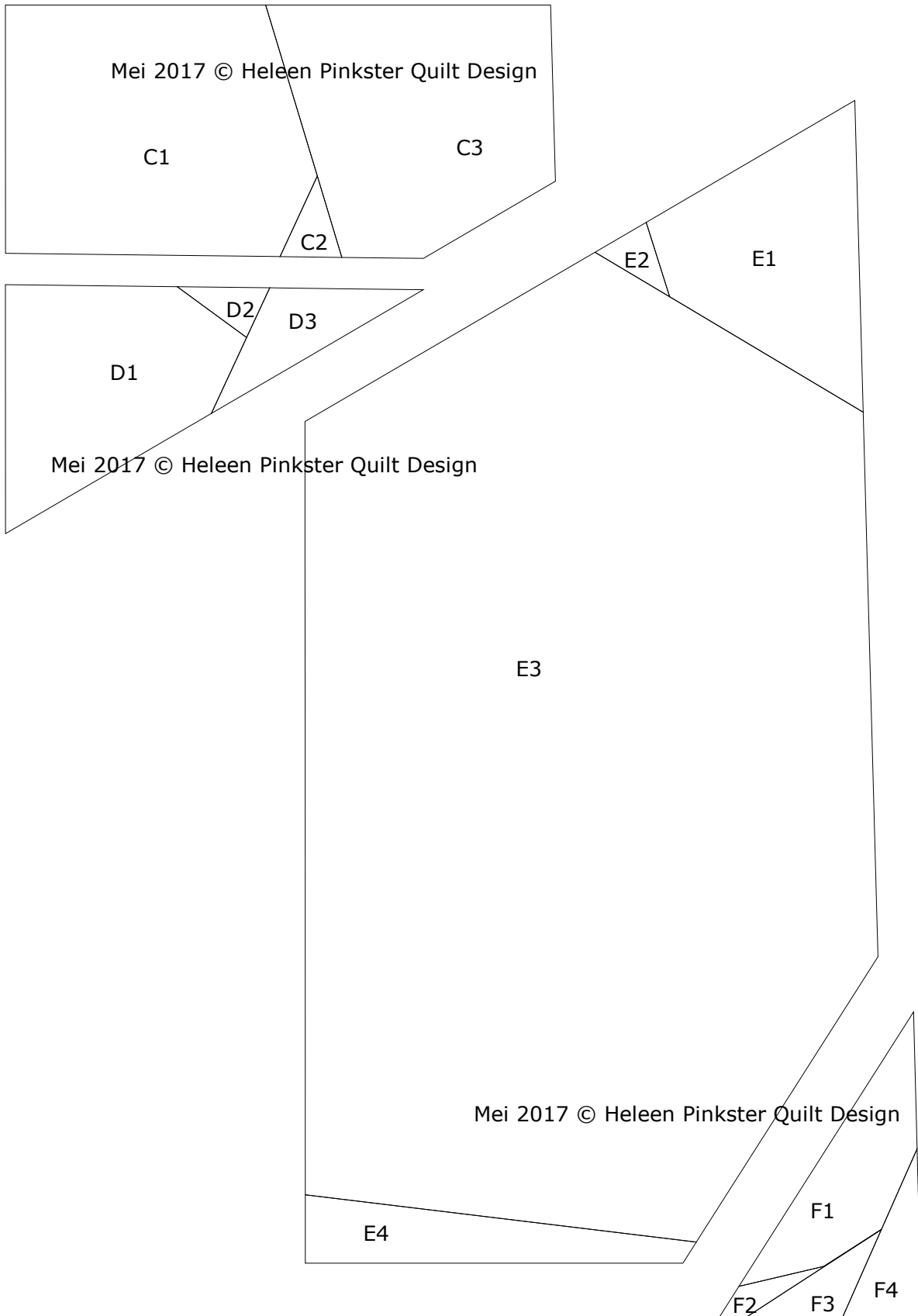
Strip of 1x10 inch as bottom of the block. When sewing the whole row, use one strip of 1x30 inch instead of this strip.

Heleen  Pinkster

Voor persoonlijke bestellingen, schrijf of mail naar:  
Heleen Pinkster, Wildforster 116, 3772 WH, Barneveld  
Internet: [www.heleenpinkster.nl](http://www.heleenpinkster.nl)  
Email: [info@heleenpinkster.nl](mailto:info@heleenpinkster.nl)

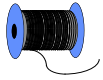


# Foundation patroon 'ADVENT AND CHRISTMAS'

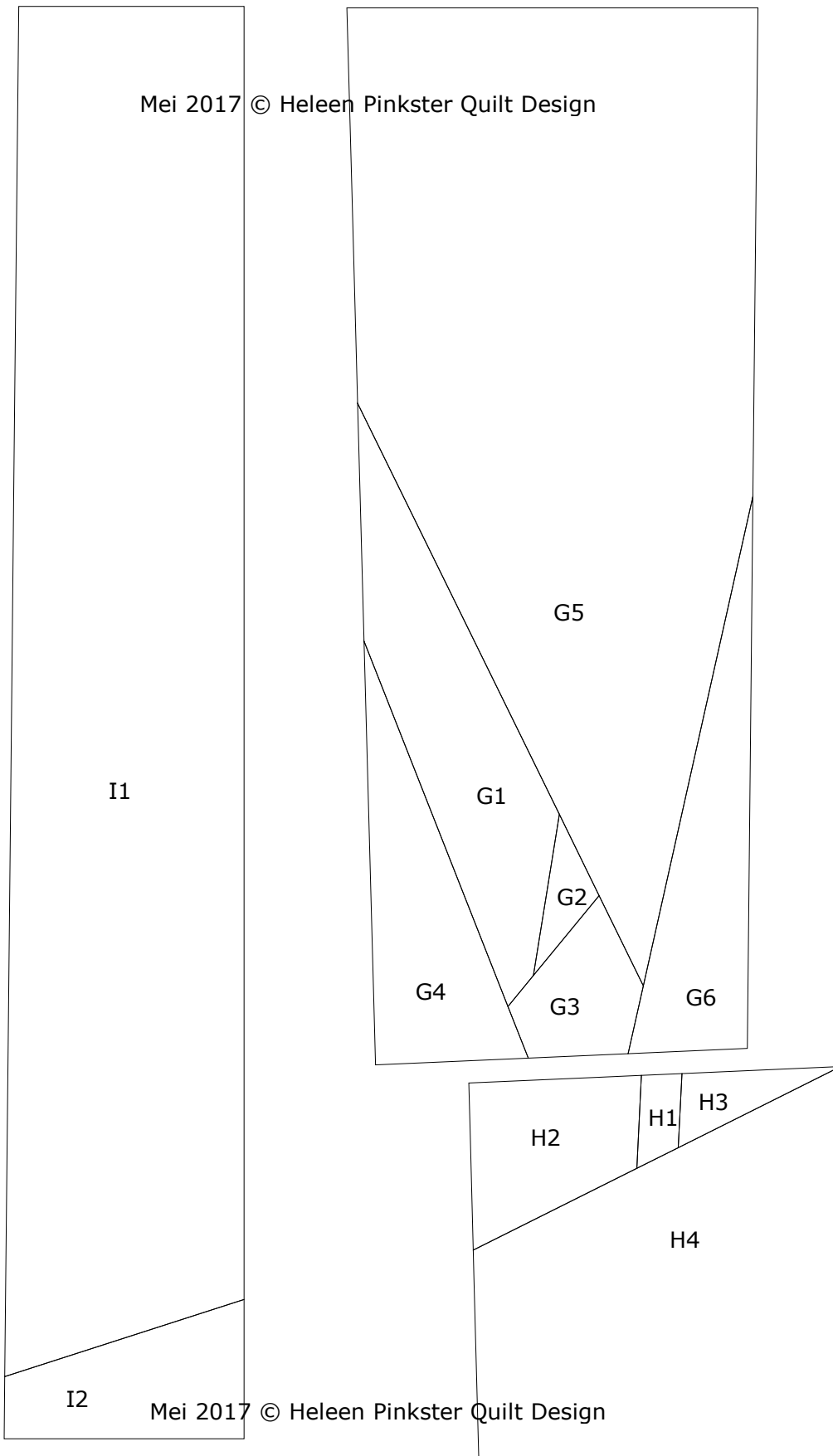


Heleen  Pinkster

Voor persoonlijke bestellingen, schrijf of mail naar:  
Heleen Pinkster, Wildforster 116, 3772 WH, Barneveld  
Internet: [www.heleenpinkster.nl](http://www.heleenpinkster.nl)  
Email: [info@heleenpinkster.nl](mailto:info@heleenpinkster.nl)

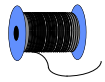


# Foundation patroon 'ADVENT AND CHRISTMAS'



Heleen  Pinkster

Voor persoonlijke bestellingen, schrijf of mail naar:  
Heleen Pinkster, Wildforster 116, 3772 WH, Barneveld  
Internet: [www.heleenpinkster.nl](http://www.heleenpinkster.nl)  
Email: [info@heleenpinkster.nl](mailto:info@heleenpinkster.nl)

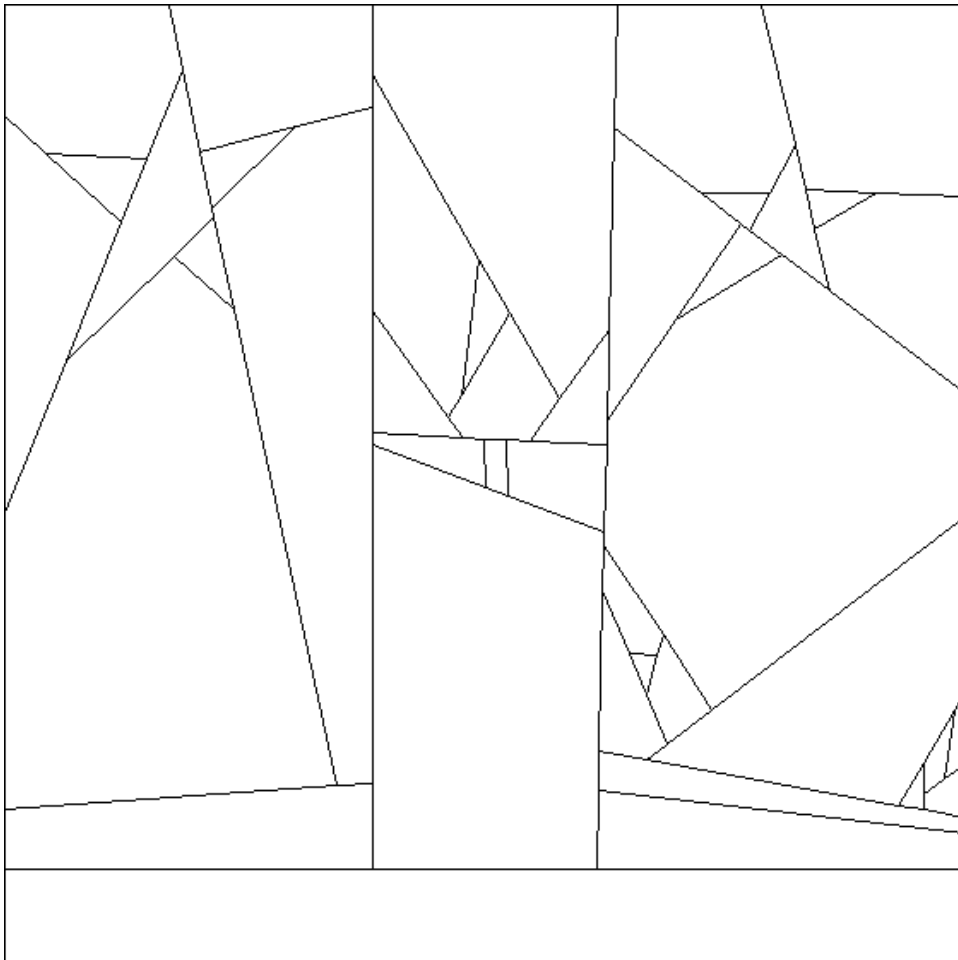


# Foundation patroon 'ADVENT AND CHRISTMAS'



## Naaivolgorde / Piecing directions / Ablaufolge:

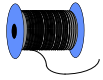
- J1-3, K1-3, L1-3
- J+K, JK+L, JKL+M
- N1-6, O1-4
- N+O
- P1-6, Q1-3, R1-7, S1-5, T1-2
- P+Q, PQ+R, PQR+S, PQRS+T
- JKLM+NO
- JKLMNO+PQRST



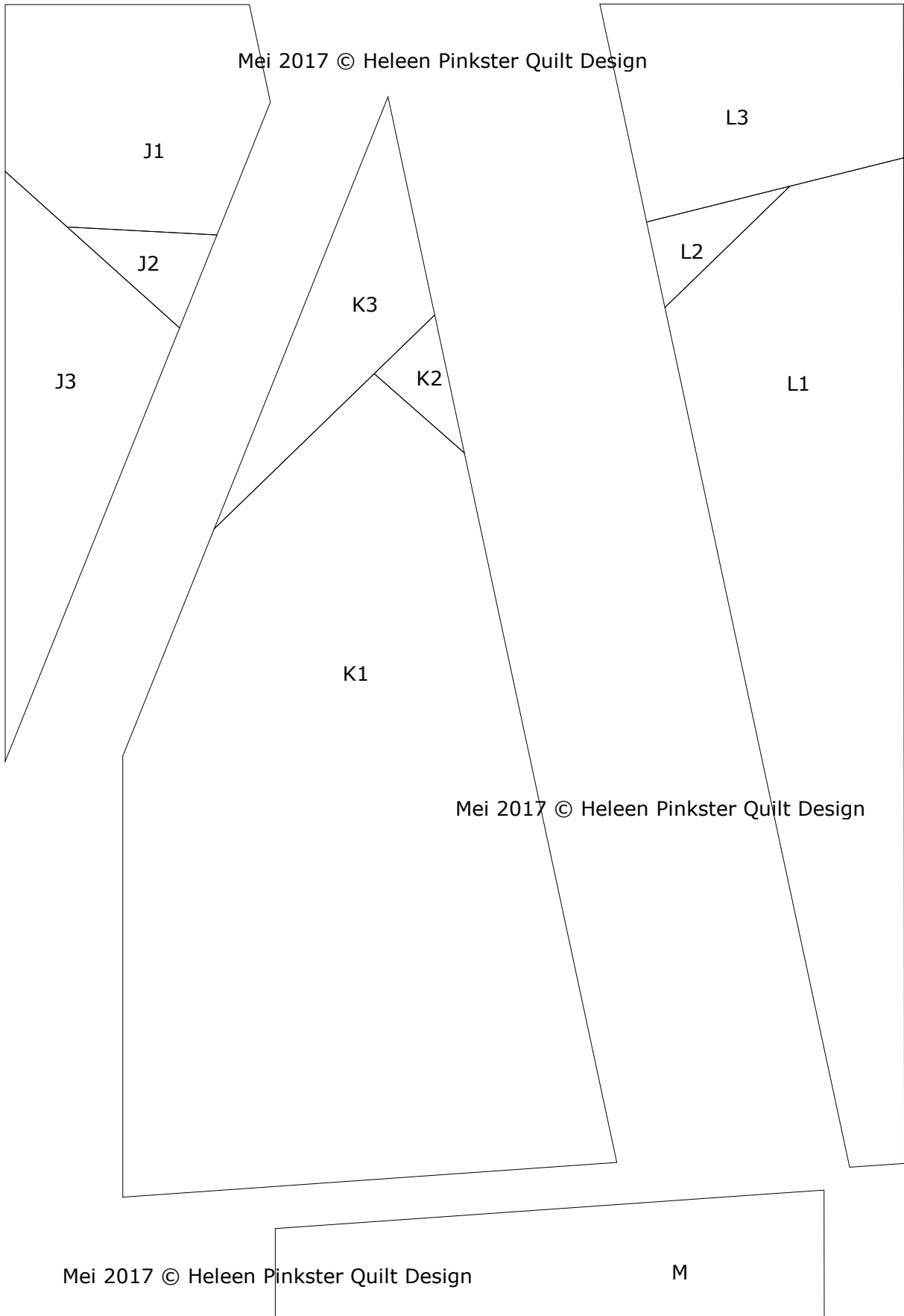
Half finished size (5x5 inch)

Heleen  Pinkster

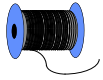
Voor persoonlijke bestellingen, schrijf of mail naar:  
Heleen Pinkster, Wildforster 116, 3772 WH, Barneveld  
Internet: [www.heleenpinkster.nl](http://www.heleenpinkster.nl)  
Email: [info@heleenpinkster.nl](mailto:info@heleenpinkster.nl)



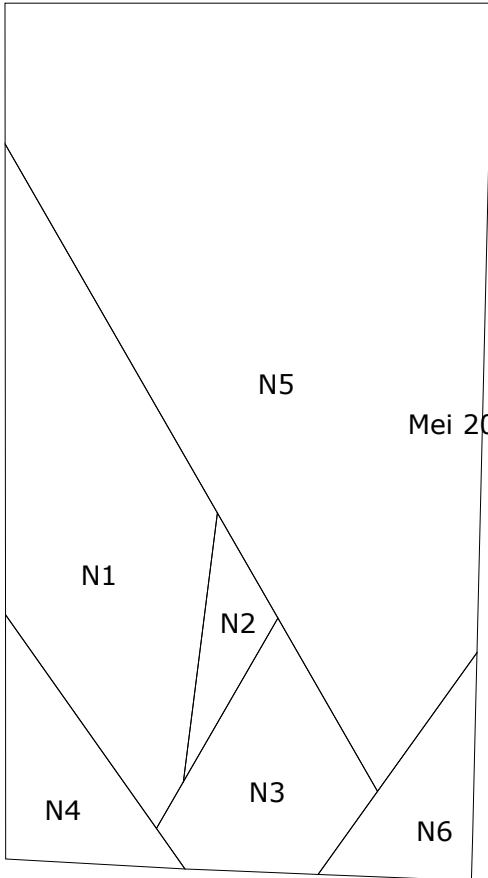
# Foundation patroon 'ADVENT AND CHRISTMAS'








# Foundation patroon 'ADVENT AND CHRISTMAS'



Mei 2017 © Heleen Pinkster Quilt Design

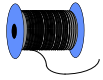


Mei 2017 © Heleen Pinkster Quilt Design

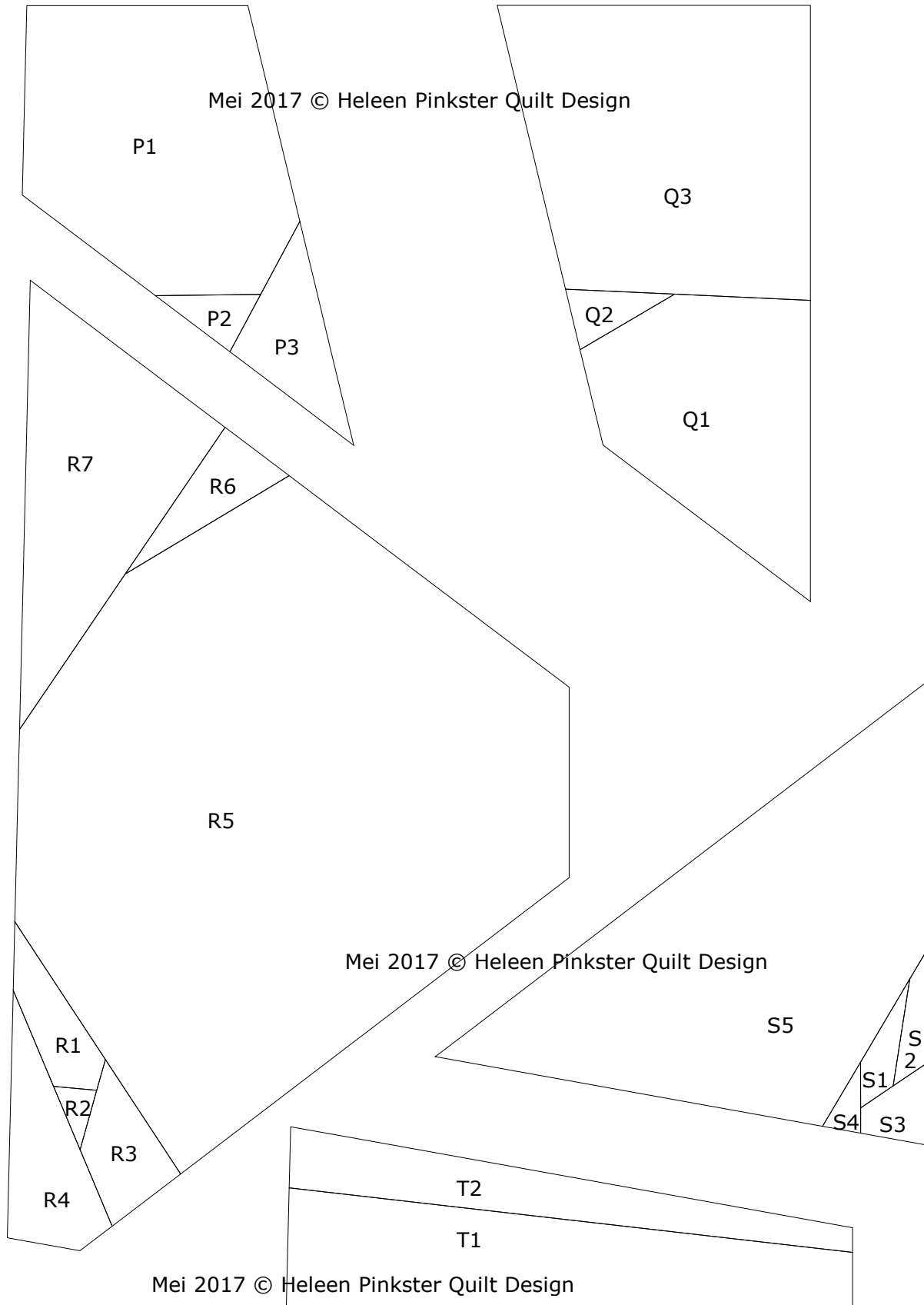
Strip van 1 x 10 inch. Als u de hele row naait, gebruik dan 1 strook van 1 x 30 inch.  
Strip of 1x10 inch as bottom of the block. When sewing the whole row, use one strip of 1x30 inch instead of this strip.

Heleen  Pinkster

Voor persoonlijke bestellingen, schrijf of mail naar:  
Heleen Pinkster, Wildforster 116, 3772 WH, Barneveld  
Internet: [www.heleenpinkster.nl](http://www.heleenpinkster.nl)  
Email: [info@heleenpinkster.nl](mailto:info@heleenpinkster.nl)

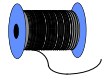


# Foundation patroon 'ADVENT AND CHRISTMAS'




Heleen  Pinkster

Voor persoonlijke bestellingen, schrijf of mail naar:  
Heleen Pinkster, Wildforster 116, 3772 WH, Barneveld  
Internet: [www.heleenpinkster.nl](http://www.heleenpinkster.nl)  
Email: [info@heleenpinkster.nl](mailto:info@heleenpinkster.nl)

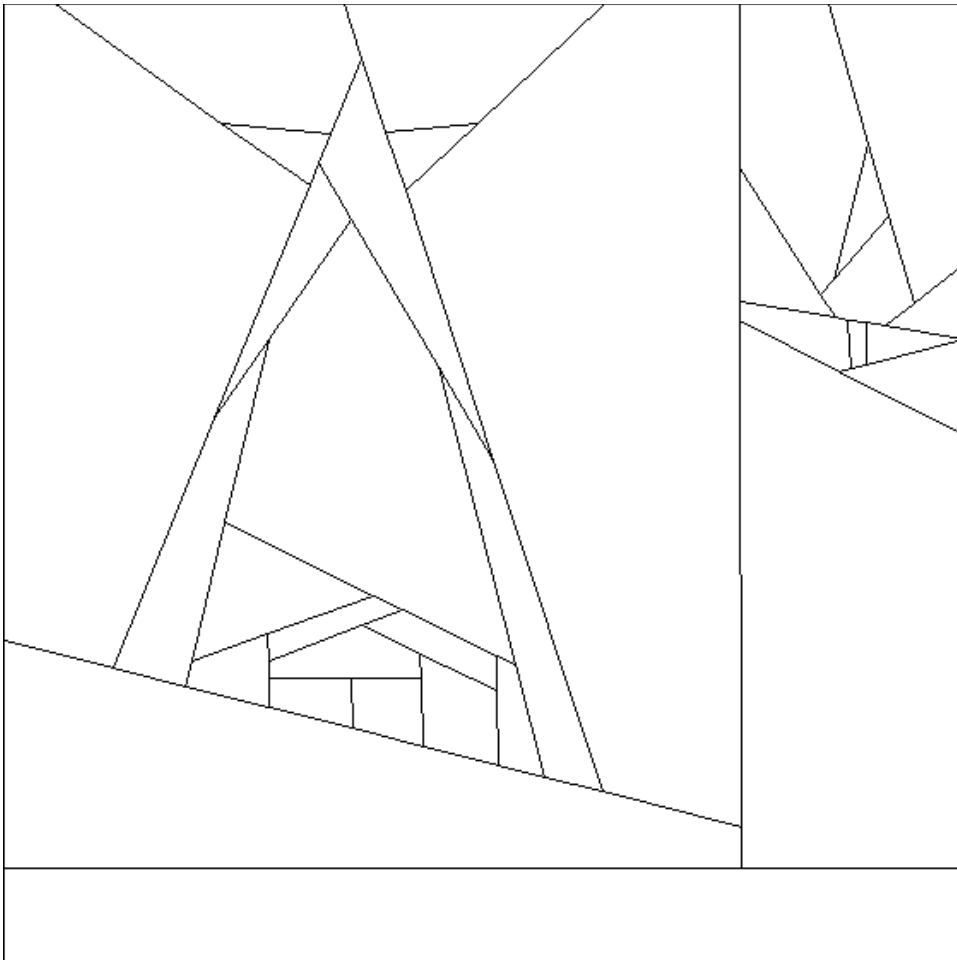


## Foundation patroon 'ADVENT AND CHRISTMAS'



### **Naaivolgorde / Piecing directions / Ablaufolge:**

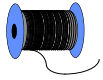
- U1-3, V1-14W1-3
- U+V, UV+WUVW+X
- Y1-5, Z1-6
- Y+Z
- UVWX+YZ
- ABCDEFGHI+JKLMNOPQRST
- ABCDEFGHIJKLMNOPQRST+UVWXYZ
- 
- Naai onder alle blokken een strook van 1x30 inch
- Sew a 1x30 inch strip at the bottom of the row.



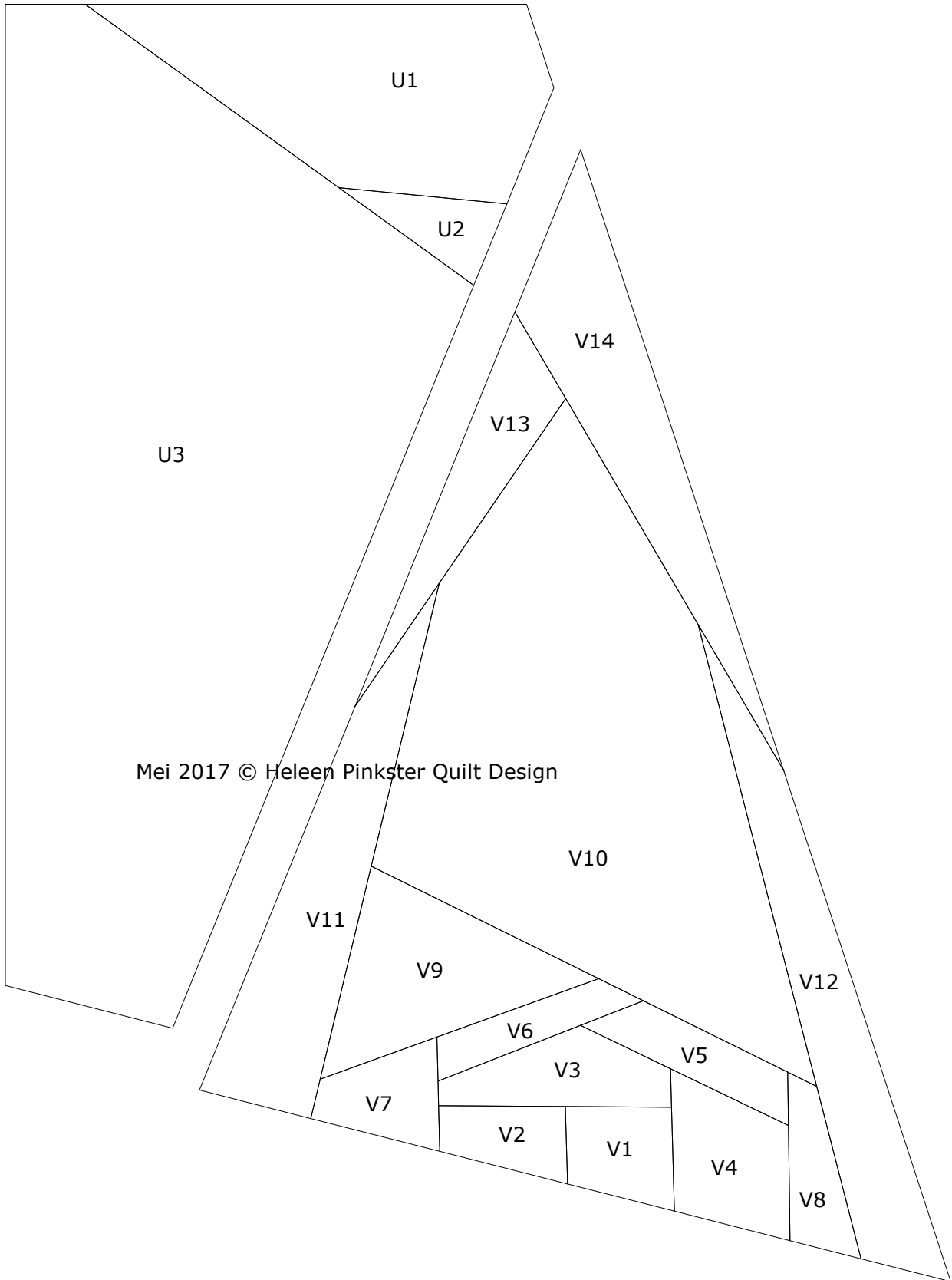
Half finished size (5x5 inch)

Heleen  Pinkster

Voor persoonlijke bestellingen, schrijf of mail naar:  
Heleen Pinkster, Wildforster 116, 3772 WH, Barneveld  
Internet: [www.heleenpinkster.nl](http://www.heleenpinkster.nl)  
Email: [info@heleenpinkster.nl](mailto:info@heleenpinkster.nl)



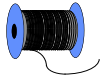
# Foundation patroon 'ADVENT AND CHRISTMAS'




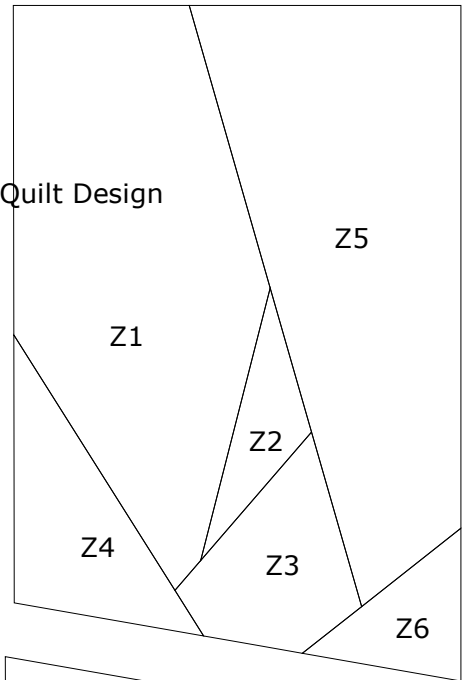

Mei 2017 © Heleen Pinkster Quilt Design

Heleen  Pinkster

Voor persoonlijke bestellingen, schrijf of mail naar:  
Heleen Pinkster, Wildforster 116, 3772 WH, Barneveld  
Internet: [www.heleenpinkster.nl](http://www.heleenpinkster.nl)  
Email: [info@heleenpinkster.nl](mailto:info@heleenpinkster.nl)

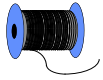


# Foundation patroon 'ADVENT AND CHRISTMAS'

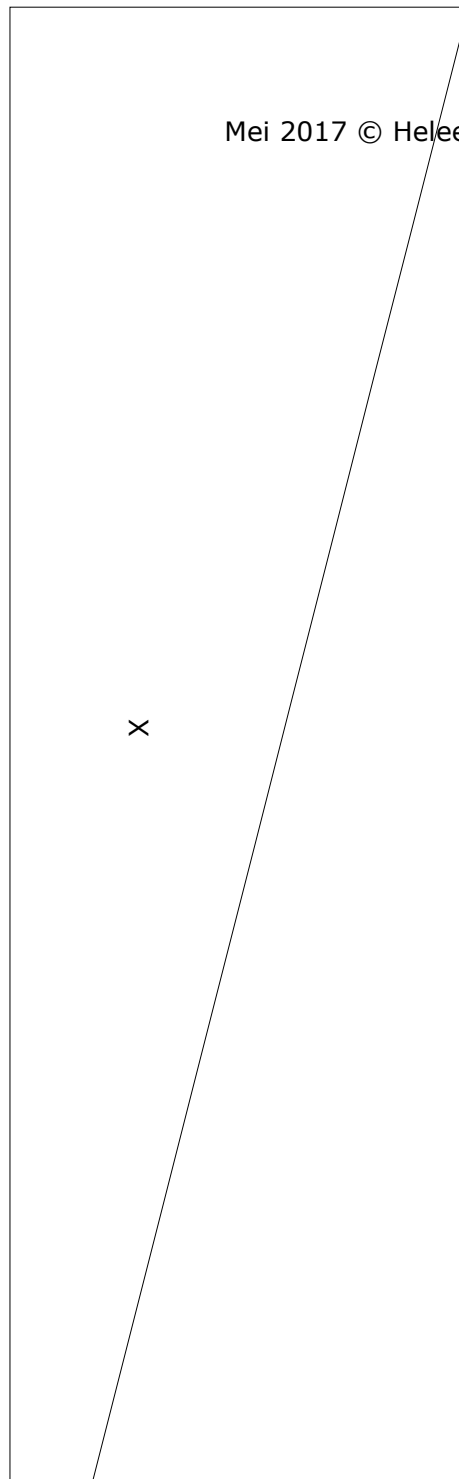


Heleen  Pinkster

Voor persoonlijke bestellingen, schrijf of mail naar:  
Heleen Pinkster, Wildforster 116, 3772 WH, Barneveld  
Internet: [www.heleenpinkster.nl](http://www.heleenpinkster.nl)  
Email: [info@heleenpinkster.nl](mailto:info@heleenpinkster.nl)



## Foundation patroon 'ADVENT AND CHRISTMAS'



Strip van 1 x 10 inch. Als u de hele row naait, gebruik dan 1 strook van 1 x 30 inch.

Strip of 1x10 inch as bottom of the block. When sewing the whole row, use one strip of 1x30 inch instead of this strip.

Heleen  Pinkster

Voor persoonlijke bestellingen, schrijf of mail naar:  
Heleen Pinkster, Wildforster 116, 3772 WH, Barneveld  
Internet: [www.heleenpinkster.nl](http://www.heleenpinkster.nl)  
Email: [info@heleenpinkster.nl](mailto:info@heleenpinkster.nl)